

Doc. No.:	RGI/IFU-09/3068(E)
Issue No.:	04
Rev. No.:	03
Date	03.10.2022

**Romsons®**

# BURETTA

(BURETTE TYPE MEASURED VOLUME INFUSION SET)

**REF** GS-3068(E)

**Rx**  
ONLY



## INSTRUCTIONS FOR USE

**The device is biocompatible, Non-Toxic, Non-Pyrogenic, Phthalate Free, Latex Free, Sterile, Single Use.**

**⚠ Caution :** Carefully read all instructions prior to use. Observe all warnings & precautions noted throughout these instructions. Failure to do so may result in complications. To be administered by an expert qualified medical professional. This device is Sterile & Ready for Use. Sterility is guaranteed - if pack is undamaged. The device is for Single Use Only.

**Device Description:** Specially designed DEHP free measured volume set with large calibrated burette chamber. Manufactured from PVC material .Easy to read scale with white contrast background. Floating auto shut off valve acts as floating indicator and automatically shuts off the drain path when the chamber gets empty to prevent any air trapping into the fluid line on entering patient's venous system. Micro dropper of 60 drops per ml. Sharp piercing spike provided with built in air inlet containing bacteria barrier filter. Separate plugs for extra medication and change over. Roller type flow controller provides accurate flow control. "Y" injection site for extra medication. No-kink device prevents kinking of tube during transport.

**Population of use:** Adult & Paediatrics.

**Intended User:** To be administered by an expert qualified medical professional.

**Intended Use:** Burette set intended for intravenous infusion of I.V. Fluids and parenteral drugs. It is used for providing rapid /slowly for infusion of fluid into the patient's from a container to a patient's vascular system through a needle or catheter. Maximum use period not more than 3 days.

**Preferred Route of Administration:** Intravenous

**Contents:** Sterile, single use Burette packed in a peel open pouch.

**Size:** 150ml. 60 Drops of distilled water equivalent to 1 ml Tolerance: ( $\pm 4\%$  of Nominal capacity)

**Material of Construction:** PVC, PP, PE, ABS, Acrylic , Isoprene & Master Batch

**Storage:** Store in a cool & dry place.

**Indications:** For intravenous, infusion of medications or fluid requiring continuous delivery at controlled infusion rates.

**Contraindications:** Use in patient with a known allergic reaction to any of the product components, Administration of highly viscous fluids, It is not intended for the delivery of whole blood, blood components.

Potential Complications / Risks: Risk from improper fitment due to faulty 6% luer taper, Leakage & Blockage, any broken / cracked part / components/less clear drip chamber and tubing /un-proper tip of piercing spike, faulty air passage in vented piercing spike, bent & blunt of SS needle, uncontrolled flow.

**Warnings: Warnings: This device is intended for Single use only.**

DO NOT resterilize and /or reuse the device, as this can compromise the device performance (functionality) and may cause inadequacy, deterioration of the device technical factors, rendering the device non-functional and unfit for intended use and also this may increase the risk of cross contamination due to several aspects including inappropriate reprocessing.

Do not attempt to re-insert a partially or completely withdrawn needle.

Re-use of single use device creates a potential risk for patient or user. It may lead to contamination and / or impairment of functional capability.

Contamination and / or limited functionality of the device may lead to injury, illness of the patient. Do not use on injured or interacted surface. Do not use with light sensitive or photo sensitive drugs & paclitaxel type of chemotherapeutic drugs. Do not use for vasopressor drugs/ vasoconstrictor medications

**Precautions:**

- (i) Check the integrity and functionality of the Infusion sets before use. Do not use if the Unit Pack is open or damaged.
- (ii) Determine patient's condition and vitals status During device application / Operation.
- (iii) Conduct procedure under strict surgical protocol and ensure complete asepsis.
- (iv) Destroy the device & its accessories after single use as bio-medical waste as per applicable laws.
- (v) Do not Re-sterilize. Do not Re-use. Single use only.
- (vi) Do not put the Device to Use after the Use by Date or Date of Expiry.

**Adverse Events:** Malfunction due to leakage or blockage, Embolism, Allergic reactions, tissue necrosis, Phlebitis, Thrombophlebitis & blistering, Phlebitis, Infiltration, Hematoma, Extra Vascular drug administration.

**General Instructions:**

Doc. No.:	RGI/IFU-09/3068(E)
Issue No.:	04
Rev. No.:	03
Date	03.10.2022





















To be administered by an expert qualified medical professional. Use maximal sterile barrier precautions during administration  
Dispose the device after use as bio-medical waste as per applicable laws.

**Use Instructions:**

1. Peel open the pouch & take out the burette type infusion set.
2. Close all controllers. Remove both anti-kink fixture from the set.
3. Remove Piercing spike protector and insert firmly into closing stopper of infusion container.

4. Suspend infusion container with attached set. Open air vent of piercing spike & graduated chamber, do not use needle to puncture the air vent. open upper clamp and allow approximately 30ml. Solution to flow into the graduated chamber. Close upper clamp.
5. Gently squeeze & release drip chamber till it is approximately one third full.
6. Remove luer lock cap. Slightly open flow regulator to clear air from tubing and luer lock. Close the flow regulator.
7. Open upper clamp & allow solution to flow into the graduated chamber till the desired volume is obtained. Close the upper clamp.
8. Attach the infusion Set to the vein puncture device. Gradually open the flow regulator. Adjust drop rate & control the solution flow with the flow regulator.
9. Hang the complete set with the help of the hanger on the other side of the I.V. stand, to prevent accidental fall of the Burette.
10. The floating valve shall shut-off the flow when solution level in the graduated chamber comes to zero.
11. When more solution is required close flow regulator & open upper clamp to fill graduated chamber up to desired level.
12. Close upper clamp and squeeze the drip chamber gently to float the shut-off valve and then restart infusion as in step-8
13. Close air vent caps during periods of interrupted infusion therapy.

Mfr.: **Romsons International** (Unit-II), 59J(C) & 9, Noida Special Economic Zone, Noida Dadri Road, Phase-II, Noida-201305 (INDIA) **CE** **2460**  
**EC REP** OBELIS S.A, Bd. Général Wahis 53, 1030 Brussels, Belgium, Email: mail@obelis.net  
**Basic UDI DI** : 8902120C014RX

	Catalogue Number		Medical Device		Do not re-use		Consult Instructions for Use
	Batch Code		Country of Manufacture		Do Not Resterilize		Keep away from sunlight
	Date of Manufacture		Sterilized Using Ethylene oxide		Unique device Identifier		Keep Dry
	Use by date		Non-pyrogenic		Do Not Use if Package is Damaged & consult instructions for use		Caution
	Manufacturer		Authorized Representative in the European Union		Single Sterile barrier system		Temperature Limit
	Gravity Feed		Liquid Filter With Pore Size		Fluid Path		Drops per millilitre